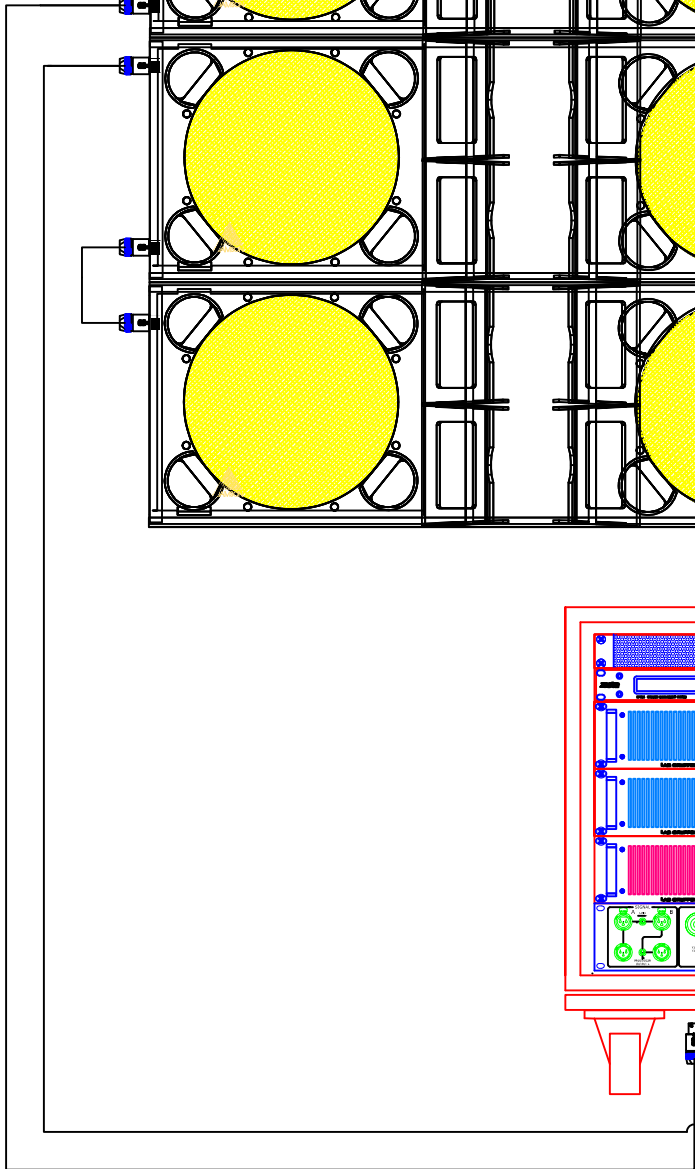
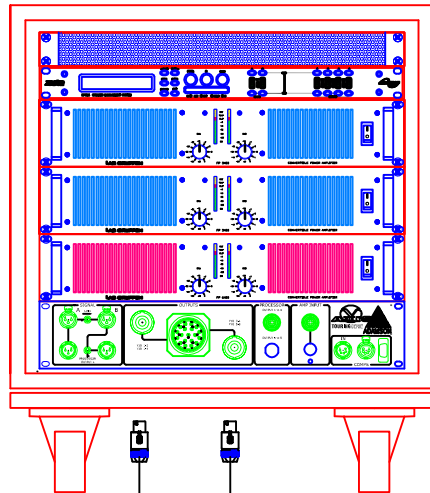
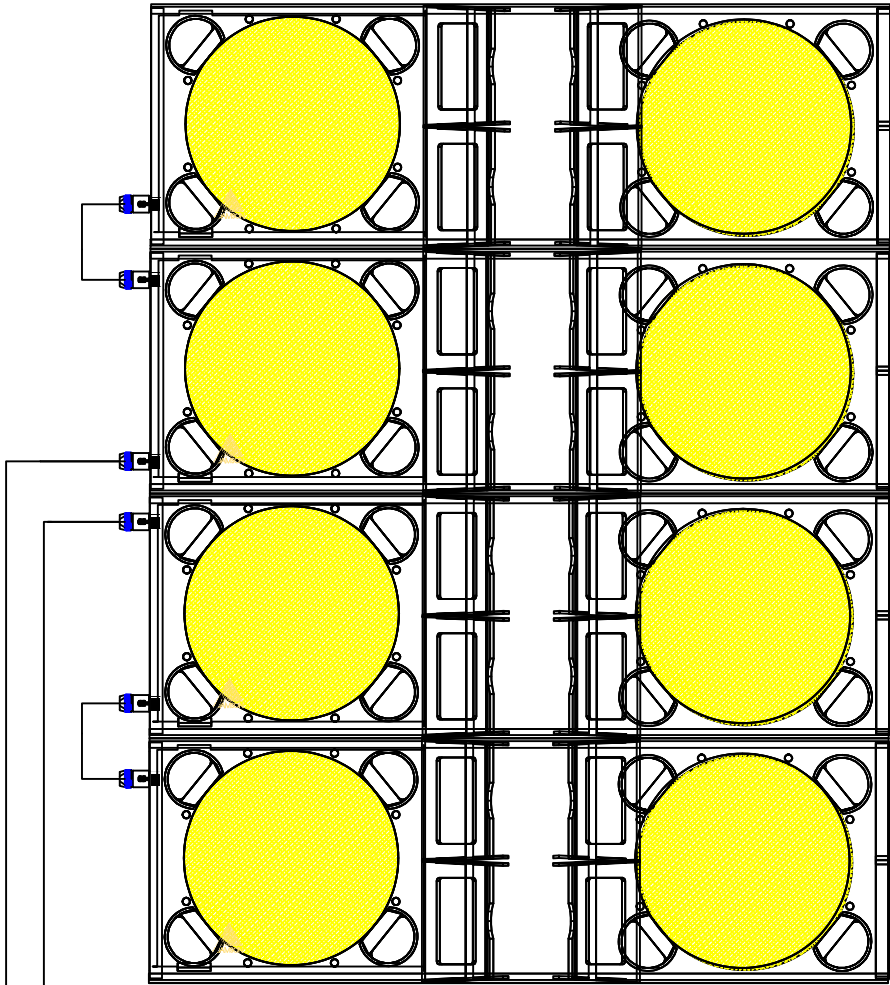


CHANGE	
DATE: 2008-12-12	DRN: J.S.
SCALE: NTS	APPV'D:
DISK:	FILE:
PROJECT: System Configurations (fp)	
DRAWING: 4 Y18 (NL8)	
Plot: 1/2 (System)	Issue: 1




ADAMSON SYSTEMS ENGINEERING
1401 Scugog Line 6
Port Perry, ONTARIO, L9L 1B2
TEL:(905)982-0520 FAX:(905)982-0609



XTA DP424	OUT 1 LOW	OUT 2 MID	OUT 3 HIGH
(blue) fp 3400			
Amp 1			CH A / CH B
Gain=29dB MLS 0dB			
(blue) fp 3400			
Amp 2		CH A / CH B	
Gain=29dB MLS 0dB			
(magenta) fp 6400			
Amp 3	CH A / CH B		
Gain=29dB MLS 0dB			

Note: Subs are driven from Processor Output 4.

CHANGE	
DATE: 2008-12-12	DRN: J.S.
SCALE: NTS	APPV'D:
DISK:	FILE:
PROJECT: System Configurations (fp)	
DRAWING: 4 Y18 (NL8)	
Plot: 2/2 (Amp Rack)	Issue: 1



ADAMSON
 ADAMSON SYSTEMS ENGINEERING
 1401 Scugog Line 6
 Port Perry, ONTARIO, L9L 1B2
 TEL:(905)982-0520 FAX:(905)982-0609

